


Door Designs



PSP10



PSP18



PSP22



PSP45



PSP45R



PSP45E



PSP90



PSP100




PSP105



PSP110




PSP120



PSP130



PSP140



PSP150



PSPVJ

Precision Spray Painting has an extensive collection of door designs available. Choose from flat or routed doors, all available with a selection of different edge profiles.

Precision Spray Painting doors are manufactured on site using our Dynestic 7532 Holzher CNC Machine .

Our doors are made from moisture resistant MDF board then spray painted with a flawless, immaculate 2 Pac finish.

Handles



Finger Grove



45 Degree